

NCQC Quilting

MEET THE TEACHERS

FALL 2025 ONLINE WED 10/8/25 10-NOON



Dear NCQC members,

This issue features... Meet the Teachers

Linda Schmidt and Karren Lusignan have pulled together an amazing team of quilt teachers for you. Just register and attend the zoom meeting.

Many of our finest teachers are ready to work with you. Meet them at this zoom Meet the Teachers.

Prepare yourself for the meeting with Linda Schmidt our resident writer. She talks about the compounding and sometimes confounding task of applying what is learned in unexpected ways.

Quilters, like you, commemorate their work in the National Quilt Index (p30.) Enter the flow of non-stop quilting inspiration and creative energy.

Upcoming shows and other quilty events are listed in this issue. The NCQC website links you to the guild pages.

Post your guild events on the NCQC website calendar. Then sign up for a class or share ideas with your program chair.

Don't miss a show. Schedule quilt show vacay days to shows put on by Oroville Piecemakers, the River City "Quilt and Craft Bazaar" the Pioneer Quilters show in Roseville, and the Paradise Home Tour.

The flyers are in this newsletter in the event section, and on our website [NCQC.net](https://www.ncqc.net).

Warm thanks and appreciation to all who inspire us.

Roberta Burke, Editor

Promote Your Guild- Summer Edition NCQC 2025

STITCHED IN

4 NCQC Director's Message, Jenny Lyon

5 Judge Training is Back

ARTICLES

6 TEACHING QUILTING IS A CURIOUS THING by Linda S. Schmidt

8 From LINDA SCHMIDT
MEET THE TEACHERS
NCQC ZOOM 10-Noon
Wednesday OCTOBER 8th

GUILD ACTIVITIES

Congratulations to NCQC Secretary Linda Schmidt for organizing the Fall Meet the Teacher with NCQC Board Member Karren Lusignan.

Sincere thanks to Linda Schmidt, Karren Lusignan and Colleen Voet for sharing wonderful content, and Vicki Walter our Parliamentarian and Copy Editor. Congratulations to the quilt guilds who are publishing their events on the NCQC website. And to our Teacher Members who agree to share their ideas with the membership. Thank you all and hope to see you soon. *rd*

Our Cover

Elk Grove Quilt Guild "Pumpkins for all Seasons" Drawing Nov 20th.

See you at all the quilt events of our member guilds!

34 GUILD REPORTS: GUILDS SHARE EVENTS, Quilt Shows, Fund Raisers & Opportunity Quilts.

OUR HERITAGE AS QUILT MAKERS

48 CHQP is Alive and Moving Forward- Register your quilt in the Quilt Index on-line-It is easy.

51 Join the Fun-NCQC
Your Board - Join In

THE NCQC DIRECTOR'S MESSAGE

I am away at Houston, and pondering how proud you can feel! We rallied, and there were 207 entries in this year's State Fair Crafts Competition. Last year there were 34! I can't help but think that NCQC's enthusiastic promotion and your response is what tipped the scales. **THANK YOU!**

The mission of NCQC is to facilitate communication between guilds, teachers, and others in the quilting community. Have you explored our website lately?

- This October Meet the Teachers array is large enough to satisfy your whole guild of quilters. You don't want to miss it. Any member of an NCQC guild can register and tune in.
- Use the guild listing to possibly pair with another guild to share a teacher and their expenses.

Mark your calendars: the January 14th quarterly meeting will be a Zoom Meet the Teachers event. Teachers, this is an excellent opportunity for you to fill your calendar, and guilds, choose the best Programs for your guild!

Wishing you all a safe, fun and quilty summer!

Best,
Jenny Lyon
Director, NCQC



Did you know? No matter what brand or type of thread you are using, the right needle is crucial for piecing and quilting success. Each brand's website will tell you exactly what needle you should be using with that thread. Easy peasy.

It's Back!!!

QUILT JUDGE TRAINING

February 24 and 25, 2026

Vacaville, CA

The course will be an intensive two-day training covering all aspects of quilt judging, including extensive hands-on practice. It is intended for individuals who intend to become active quilt judges. The course would also be beneficial for current quilt judges who wish to further their knowledge of current best practice and hone their skills.

Experience in the judging arena is crucial in preparing for this course. Participants are encouraged to seek opportunities to participate in the judging process: planning, scribing, assisting, observing and shadowing. Candidates should be able to endure the physical rigors of full-day judging with minimal breaks.

Instructors are accomplished quilters and trained/experienced judges: Julie Curry, Diana Muenzler and Kitty Oliver. Our mission is to provide training in quilt evaluation that is fair, thorough and encouraging.

Registration will open in early November. The cost is \$400, which does not include meals or lodging.

For information visit our website: <https://quiltjudgetraining.com> or contact us at: quiltjudgetrain@gmail.com

Teaching Quilting is a Curious Thing – by Linda S. Schmidt

When a quilting teacher goes into a classroom (okay, it's probably a church basement or a community center or an old rec room), she has no idea who is going to show up. It could be experienced quilters who have been there, done that and have no idea where they put the T-shirt; it could be a fresh out of the woods beginning quilter who still has the box her sewing machine came in; it could be another quilting teacher who figures SHE knows better than any upstart art quilt teacher, or a granny just trying to get out of the house and chat with her friends away from her old man who keeps following her around the house because he fought with everybody at the bowling alley. Probably, it's all of them, and more.

Teaching quilting is a whole lot like herding cats. I have found that it is a good idea to gather the whole group together before I begin to teach and ask their name

and ask them to tell me something interesting about themselves that is NOT quilt related. I also tell them that since they now know each others' names, it means they are best friends, and if somebody forgot something, of course their new best friend will gladly share with them.

I memorize each of their names as we go along, not because I will remember it tomorrow, but because I will remember them all TODAY; and when they start to go into their own little mantra, or miss something because they're chatting about their HORRIBLE last haircut, I can call them by their name and they know that I'm WATCHING them and it's important to me that everybody understands whatever it was that I just told them, that they are important and I want them to GET this.

I don't usually teach a specific pattern; well, I do GIVE them a specific pattern, but if they want to do it differently, that is quite all right with me. I DO want them to learn all of the different techniques that I'm teaching them, so that when

they're on their own and have a new problem, maybe what they learned in my class will help them do what needs to be done. Whether or not they finish this workshop piece is not important; what's important is what they learn during the process of finishing it, so when they need that bit of knowledge, it's there, and they can look it up in the handout if they forget.

Someone once said: "You must take what you learn, fill it with the breath of your own spirit, and make it your own," or something like that. So, when I took a class from Caryl Bryer Fallert on twisted tucks, I made a class project which I called "A Whale's Tale," using twisted tucks, which is what you do in a workshop (I sold it later because it was too derivative).



BUT, when I needed a 3-D wave, a couple of


years later, I used that same concept to make



waves, as in "La Mere à la Mer" (The Mother at the Sea), which is just twisted tucks in disguise.

I've done this many times. Libby Lehman taught me how to do free motion embroidery with a zigzag darning foot that was supposed to be an undulating ribbon of color, that I turned into mist on the rocks of my "McArthur Burney Falls" quilt. Constance Howard showed me how to turn cellophane into a golden bead-like substance to put in wearable art; I turned it into bubbles for waterfalls and cascades, as in "High Flight."

When my friend from Scotland gifted me with a half jar of Expand-a-Print, I played with it and turned it into trees, pavements, columns, tile roofs, and all sort of



things the maker probably never intended, and I pass those ideas on to my students.

That's why I take workshops – to learn something new and take it to a place it's never been before. Recreating my pattern isn't the point; giving people a new technique, a new approach, showing them something they can do easily but did not know was a possibility, is.

So, when choosing your next quilting teacher, understand that she doesn't know who you are, where you've been, what you know. Be kind. She may be going to do her best to teach you something

that she knows well that she hopes will entertain you, something you can transform by your own spirit into something that moves you from where you are to somewhere else.

Just try to keep the mewling and catcalling down to a low roar.



Linda S. Schmidt
2003 Teacher of the Year
NCQC BOARD
SECRETARY
Fiber Artist
www.ShortAttentionSpanQuilting.com
shortattn@comcast.net

REGISTER ONLINE AND
JOIN US THIS WEDNESDAY
OCT 8 FROM 10 TO NOON

ON ZOOM

MEET THE TEACHERS OCT 8 2025 THE REVEAL...



Order	First name	Last name	Email	Website
1	Arlene	Arnold	heritageoaksquilts@gmail.com	facebook-Heritage Oaks Quilts
2	Mel	Beach	melbeach@melbeachquilts.com	www.melbeachquilts.com
3	Sandra	daRoza	rogerslanestudios@gmail.com	www.RogersLaneStudios.com
4	Sarah	Goer	sarahgoerquilts@gmail.com	www.sarahgoerquilts.com
5	Alana	Hope	hello@fatstitch.com	
6	Diana	Karna	dianakarna@yahoo.com	www.stichingstyle.org
7	Rami	Kim	ramikimfascination@gmail.com	www.ramikim.com
8	Patti	Klimek	patty9308@att.net	www.Pattiehandquilts.net
9	Lynn	Koolish	lynn@lynnkoolish.com	www.lynnkoolish.com
10	Doris	Lantz	brulot@aol.com	
11	Leona	McCann	leonaof@aol.com	https://payhip.com/TirnanOgStudio
12	Julia	McLeod	juliamcleodquilts@gmail.com	www.juliamcleodquilts.com
13	Colleen	Pelfrey	colleenpelfreyquilts@gmail.com	www.colleenpelfreyquilts.com
14	Scarlett	Rose	sroseqalter@gmail.com	www.ScarlettRose.com
15	Linda	Schmidt	shortattn@comcast.net	www.shortattentionspanquilting.com
16	Claudia	Shearer	csjshearer@gmail.com	www.claudiashearerquilts.com
17	April	Sproule	aprilsp@sroulestudios.com	www.sroulestudios.com
18	Arlene	Stevens	caheritagequiltproject@gmail.com	www.chqp.org
19	Gail	Tennis	sewhappymemories@aol.com	www.SewHappyMemories.com
20	Kinney	Tennis	Skinnety@aol.com	www.SewHappyMemories.com
21	Michelle	Trimble	Quilting.chemistry@gmail.com	www.quiltingchemistry.com
22	Gwen	Weedon	gwenlo@yahoo.com	www.sonshinequilting.com
23	Lorraine	Woodruff-Long	Lorraine@QuiltingintheFog.com	www.QuiltingintheFog.com
video	Jaimie	Davis	jaimie@loopytulips.com	www.loopytulips.com
video	Lori	DeJarnatt	humblequilts@gmail.com	https://humblequilts.blogspot.com/
video	Dana	Jones	danaellenjones@gmail.com	www.danajonesquilts.com
video	Carol	Wilhoit	carolquilts123@gmail.com	www.carolquilts.com



Arlene L. Arnold
Heritage Oaks Quilts
Speaker, Teacher, Judge and Laugh Maker
Arlene Arnold came to the world of quilting in 1975 with millions of others in the Great Quilt Revival for our nation's Bicentennial. Her goal is to make sure that quilting is fun for everyone. A key goal for her is having her audience laughing within five minutes of starting her lecture or something is wrong. Arlene also has a passion for history but not the dry facts kind. She likes the intimate information of the day-to-day events of our lady ancestors.
Arlene's focus in quilting runs through in the eras of the Revolutionary War, to those from the Depression. She has quite a collection of antique and vintage quilts that she uses to illustrate her lectures. She also makes her own patterns using these quilts for inspiration. Arlene offers four lectures and several classes. Soon she will be a published author.
Arlene has won Best of Show and many blue ribbons for her work and now uses those experiences when judging quilts for guild shows and county fairs.
Informative. Funny. Memorable. This describes Arlene and if you see a red Durango filled to the brim with quilts and a Springer Spaniel hanging out the window you know that the fun has arrived.
My creative new beginning ... making my own blanks for turning seam rippers on a lathe. I have always just bought a block of wood to turn, but last week I tried cutting up wood at an angle and gluing it back together to make my own fancy block of wood.



MEL BEACH

Mel Beach is an award-winning fiber/mixed-media artist who loves to create through play each and every day. Mel thrives on stretching her creativity through more than one hundred quilt challenges and completing eight 100-Day Projects since 2020, each inspired by daily dice rolling. Mel's fiber art has been juried into prestigious art venues and traveling exhibitions, while earning top awards and honors along the way. Mel and her artwork have been featured on The Quilt Show with Alex Anderson and Ricky Tims, Quilting Arts TV hosted by Susan Brubaker Knapp, popular quilting podcasts, and published in several quilting books and magazines.

Mel is an in-demand lecturer, instructor, and trained quilt judge offering a variety of fun and inspirational quilting programs to inspire others to create with confidence and joy!

Lecture Programs:

<input type="checkbox"/> Quilting Detours through Mixed Media	<input type="checkbox"/> Let's Get Rolling On your Quilting/Creativity Goals
<input type="checkbox"/> Bring on the Bling!	<input type="checkbox"/> Free Motion CREA-TV and Reality
<input type="checkbox"/> Block Printed & Stitched	<input type="checkbox"/> Challenge Yourself!
<input type="checkbox"/> FUN & Games in Quilting!	

Workshops:

- ☐ **Art Quilting:** Design by Dice!, Block Print & Play!, Mark Making Magic – Stamping, Exploring Evolon in Your Fiber Art
- ☐ **Machine Quilting:** Crazy in Love with Free-Motion Quilting, Modern Free Motion Fillers & Fun!, Walking Foot Wow!, Mod Molas & Bright Blooms, and Magnificent Mandalas
- ☐ **Modern Designs & Techniques:** Warning: Modern, Improv Curves Ahead!, A Slice of Improv, Free Styling & Spiraling, and Intriguing Interleaves

Visit [Mel Beach Quilts](#) for a boost of Quilting FUN & Inspiration: Follow on Instagram and Facebook, sign up for monthly newsletter, and learn more about upcoming events.

Sarah Goer Quilts



Improvitational Piecing
Daily Creative Practice
Color

Technique-based Workshops
Project-based Workshops
Lectures

Opportunity to Play
Suitable for All Levels
Fun

Hi. I'm Sarah Goer. I'm a quilt teacher with 8 years experience teaching workshops for guilds and shows. (And over a decade teaching middle school math before that!) I'm located in San Jose, California and currently booking for 2026 for virtual and in-person events.

I have four presentations all geared to inspire quilters in their creative practice. All of my workshops and lectures are suitable for in-person or Zoom. My favorite workshop is *Building an Improv Toolbox*. This fast-paced, skill-builder workshop packs in a ton of improv piecing techniques and is suitable for quilters of all levels, whether they have improv piecing experience or not. All my workshops are an opportunity to play and I embrace students taking their own spin on what I am teaching. I'm here for the fun while sharing all my tips and tricks along the way. Find all the details including pricing at www.sarahgoerquilts.com/teaching



Feedback from recent events:

Developing a Creative 100 Day Project (lecture) "Just wanted to tell you how much I enjoyed your talk. Really, really good. I'm so impressed with everything you've done and how you presented all of it. It flowed well and it was super interesting."

Building an Improv Toolbox (workshop) "Thank you for a wonderful class. As always you were so clear, and it was so easy to follow your directions. I learned a lot, got to play and had fun! What more could I ask for?"

Rules and Options of Planned Improv Piecing (lecture) "Loved that she shared so many real life examples of improv quilting, it really helped demonstrate her strategies."



Sarah Goer Quilts
sarahgoerquilts@gmail.com
www.sarahgoerquilts.com
bold color. geometric design. inspiration.

Stay up to date with Sarah and
enjoy color and design inspiration by
subscribing to Sarah's newsletter at:
<https://bit.ly/SGQnewsletter>

WORKSHOP & LECTURE - LIVE IN-PERSON OR LIVE ONLINE

CUSTOM QUILTED COAT

LET'S SEW TOGETHER


STITCHINGSTYLE.ORG



YOU ARE SEW CREATIVE!

CHECK AVAILABILITY
& SIGN-UP FOR
THE NEXT ONLINE WORKSHOP
STITCHINGSTYLE.ORG
DIANA KARNA

Rami Kim
Author, Fabric Artist, Quilter
 19 'Best of Show' winner for her art-to-wear
 4 books published by AQS
 (Folded Fabric Elegance, Quilted Elegance, Elegant Cotton,
 Wool, Silk Quilts)
 (916) ~~587-3411~~ ⁵⁸⁷⁻³⁴¹¹, (916) 600-5735,
www.ramikim.com



4 Lectures & Trunk Shows:

Folded Fabric Elegance, Asian designs in modern world, Fascination, Two by Two

17 Workshops:

Folded fabric elegance 3-D textures---2 day workshop

Free motion machine embroidery

'No-Sew' tumbling blocks---Weaving method

The 5th dimension---'Chopkey' workshop

Twisted log cabin by paperless paper-piecing

Geometry Play---Octagon chopkey quilt wall hanging

Interlocking castle tiles quilt wall hanging

Elegant cathedral window wearable art jacket

Weaving with wrapped strips and Fold & Stack octagonal stars

Koi pond quilt wall hanging

And 7 more (refer to www.ramikim.com)



PATTIE KLIMEK
 EMAIL: patty9308@att.net
 WEBSITE: pattiehandquilts.net

INSTAGRAM: #pattieklimek
 WEEKLY NEWSLETTER:
pattiehandquilts.substack.com

I am a proponent of the "Slow Stitch Movement" and love to do handwork. My aim is to remind quilters of the Joy of Handwork. Sometimes we get so caught up with trying to make so many patterns and projects that we forget how much we enjoy just getting a needle and thread in our hands and create using only our hands and minds. You may also learn some quilt history on the way. My lectures and workshops are available in person and by Zoom. This is my Slow Stitching journey

LECTURES AVAILABLE:

- THE JOYS OF HANDWORK
- CRAZY QUILTS THROUGH THE AGES
- VISIBLE MENDING THE BORO WAY
- THE FAMOUS CENTURY OF PROGRESS QUILT SHOW
- QUILTING SUPERSTARS OF THE PAST AND HOW THEY CHANGED QUILTING

WORKSHOPS:

- BIG STITCH HAND QUILTING
- LEARN TO MAKE A CRAZY QUILT
- BEGINNING SASHIKO
- MAKE A JAPANESE RICE BAG
- VISIBLE MENDING THE BORO WAY
- HAND QUILTING IS NOT A FORGOTTEN ART
- BEGINNING EMBROIDERY



Doris Lantz

Lectures \$300, Classes \$450. (includes patterns)
Cell 408-761-5021 email brulot@aol.com

Hello, my name is Doris Lantz, and I am an art quilt teacher and lecturer based in Sonora, California. I would love the opportunity to present for your guild and share my journey into the world of animal art quilts.

My background is a bit unusual—I have lived a life surrounded by animals, which deeply inspires my art. Over the years, I raised a baby African lion, a pet otter, and a skunk. While I also hand-raised countless baby parrots. I bred and showed Bouvier des Flandres dogs, producing top-winning champions featured in The Complete Bouvier des Flandres.

I also served as President of both the San Mateo County Horsemen and California State Horsemen Region 6, and proudly rode for many years in the Grand National Rodeo at the Cow Palace as part of the opening color guard.

Through all of this, my passion for art never wavered. I explored sculpture, acrylic painting, basketry, and mask-making before discovering quilting. In 2016, I bought my first sewing machine (having never sewn before) and began with hats and jackets. Soon after, I found my true calling in art quilts. I was especially drawn to applique, creating quilts that reflect my love for animals. Today, I design and quilt all of my own pieces.. I also develop and teach my own applique patterns, including designs featuring a butterfly, hummingbird, highland cow, goldfish, and giraffe. I would be delighted to share my quilts, my creative process, and my animal-inspired journey with your guild—whether through a lecture, trunk show, or workshop.



Leona McCann

QUILTER & DESIGNER



Lecture

Echoes of My Ancestors:
 My Journey with Celtic Quilt Design

Join Leona as she shares her journey from inspiration to creation, blending the ancient art of Celtic knotwork with modern quilting techniques. Discover the deep symbolism behind these intricate designs, explore her stunning Celtic Knot quilts, and learn how tradition meets technology in fresh, innovative ways.

Available in person or by Zoom



Workshop

Celtic Love Knot

“Isn’t the Celtic Love Knot Quilt complicated to make?”

Leona hear this question all the time, and the truth is—it’s easier than it looks! With just a few partial seams and clear, step-by-step instructions, you’ll be surprised at how smoothly it comes together.

If you can sew a log cabin block, you can make this quilt. And the best part? There are very few seams to match up!

Available in person or by Zoom



Website <http://tirnanogstudio.leonamccann.com/>
Email leonatirnanogstudio@gmail.com
Phone 415 235 3891
Where magic happens with fabric and thread.



Julia McLeod Quilts

Quilts from silk and rescued materials

juliamcleodquilts.com

juliamcleodquilts@gmail.com

Instagram: @juliamcleodquilts

Facebook: Julia McLeod Quilts

Lectures

Patchwork Luxe: Silk Quilts through the Ages

Travel the “Silk Road” of quilting as Julia McLeod reveals the history, beauty, and techniques of silk patchwork.

Everything but the Cotton: Quilts from Unconventional Fabrics

What do makers use when cotton is in short supply? Discover the surprising beauty of quilts made from wool, silk, polyester, and more.

The Lone Robin: A Dozen interpretations of six monthly prompts

The Covid pandemic made us all resourceful. Follow the story of a quilt challenge led by Julia McLeod when meeting up was hard but staying connected felt crucial.

Workshops

Starting with Silk

Turn those treasured silks into something beautiful! Test, piece, and play—learn two different techniques for transforming neckties, kimonos, saris, and more into a lovely pillow-sized project.

Piecing the Pineapple

Discover the Pineapple block in a fresh way! Using printed fabric foundations, you’ll explore fussy cutting, color placement, and a technique that makes many types of fabric come together with precision and ease. Kit fee \$15.

Crazy Pieced Pillow

Pieces, pairs and panels come together freely to form a machine-sewn ‘Crazy Quilt’ set in a heart shape or circular frame. Your piece could be a pillow or wall hanging, or the start of a new quilt. Use silks, quilting cottons or a crazy mix of fabrics!

Find more lectures and workshop choices on my website www.juliamcleodquilts.com



Quilt Lecture and Workshops

9917 O Street, Live Oak, CA 95953 Cell 530-713-0274

colleenpelfreyquilts@gmail.com

Website: colleenpelfreyquilts.com

Lecture Fees: \$300 + mileage at the current rate

Workshop Fees: \$350 for 1-10 plus mileage Each additional participant \$25.

LECTURE

Life With a Border Around It

In this lecture, I share a very eclectic collection of quilts. I start with some quilts from my great grandmother, grandmother, and mom, and then move on to my own quilting and designing journey. As I share my quilts, I also share stories about the quilts or stories that inspired the quilts. If I can teach you something or make you smile, all the better. Don’t be surprised if I throw in a song or two.

WORKSHOPS

My workshops are a little different in that you don’t need to bring your sewing machine.

Taking Out the Dye

I teach a variety of techniques for using DeColourant on fabric and demonstrate how to use all the different tools I have acquired. I then let you play with my toys and give you any assistance you might need or want for the rest of the workshop. I provide all the DeColourant you need during the workshop, and send you home with a small container at the end.

Notan Design

Notan in Japanese means light dark harmony. The technique taught in this workshop is based on a version of Notan involving cut paper. We’ll be using the same technique, only with fabric. After the initial instruction, participants will experiment first with paper, and then with fabric to create Notan designs. Participants can choose whether to just play making blocks, or to choose a pattern and create a small quilt using blocks they have made. This works really well with fabrics that basically look the same on both sides like batiks; however it can be done with fabrics that have a right side and a wrong side.

Colored Pencil Applique

In this workshop, I teach a way of creating colored pencil applique, and using it to create quilts with exactly the image and size I want, even if I can’t find what I want just using quilting. In the photos, all the snowmen, penguins and flowers were done with colored pencil.





Scarlett Rose

5844 Deschutes Road, Anderson, CA 96007

Phone: 530-945-2224 cell

Please leave a message to confirm the nature of call.

SRoseQlter@gmail.com

Visit www.ScarlettRose.com/samples.html To see full color examples!



Quilt Judging \$500 per day

Lectures are approx. 45 min plus Q&A time (Zoom, hybrid or in-person) \$500

Quilts + Genealogy = Family Quilt Stories

See Scarlett's family quilts, hear how her genealogy research led her to incredible family connections between these two interests.

Quilts & Memories from Grandmother Irene- 30s, 40s & 50s

Stories told with Scarlett's grandmother's quilts & embroidery. Hear about her grandmother's life during WWII.

Celtic Quilts from around the World #1

See beautiful Celtic quilts made by quilters from many countries, all showing their love of Celtic design.

A History of Celtic Quilting #2

From 1980 to present, learn about Celtic authors, designers & artists. See an amazing sampling of their quilts.

Modern Celtic: Bias and Beyond #3

What's happening now with bias tape applique? Besides Celtic knotwork, see bias in designs by modern quilters, art quilters and sewers.

Scarlett's Celtic Quilt Journey

Learn about Scarlett's Celtic designs and quilts. See her designs made into projects by herself & other quilters.

Scarlett's Quilts Tell Their Stories

How they came to be, where they have traveled, what they mean. Learn about documenting for the CHQP and Quilt Index.

A Quilt Artist's Life!

See Scarlett's adventures in fabric from 1976. How her own style has evolved over the years through quilts of all kinds and her wearable art.

A View From Both Sides:

Quilt Competition and Judging

Scarlett has judged and competed in contests worldwide for over 40 years. Hear about judging from both sides of the fence.

What is Modern? My Viewpoint

Learn the roots of Modern quilting, the differing viewpoints and how Scarlett makes her own Modern quilts.

Friendship Quilts—My Way & Any Way

Explore the incredible collection of friendship quilts that Scarlett has made and collected over the years.

Round Robin Quilts

What's a round robin, row robin, random robin? From traditional to art style, learn about this fun group project and see the results!

Quirky Quiltmaking - Upcycle it!

Get into upcycling, recycling and reusing fabrics/garments/found items for traditional, contemporary and art quilts.

All Presentations are in Powerpoint

Screen and microphone required for all in person lectures. Some in-person lectures can include quilts for a trunk show. Fees are plus normal travel expenses, i.e. airfare or roundtrip car mileage, lodging & meals if in person.

Accepting virtual (Zoom) or hybrid bookings. Private groups, events & shop bookings are also welcome.

Please visit my schedule page for current bookings:

<http://www.scarlettrose.com/schedule.html>

Short Attention Span Quilting - Linda S. Schmidt

7695 Sunwood Drive, Dublin, CA 94568, Telephone: (925) 487-1911

Website: www.ShortAttentionSpanQuilting.com

e-mail address: shortattn@comcast.net online classes - www.AcademyofQuilting.com



Mt. St. Michel Memories



The Dread Pirate Lizzy



*Where the River Meets
the Sea*




Imagine Peace on Our Planet

Welcome to my world, where I firmly believe you can do whatever you set out to do, as long as you have the tools and techniques to get you there. If you visit my website at www.ShortAttentionSpanQuilting.com you will be able to see some of my quilts and garments, get an idea of the workshops and classes I teach and the trunk show/talks I give, get a flavor of who I am, read an essay, or find some new things to play with. After wandering around a bit and seeing my work, you might like to have me come do a trunk show and/or a workshop for your guild, commission a quilt or you might just want to take one of my online classes at www.AcademyofQuilting.com. So, here's the basic information, and if you do wish me to come and visit, my calendar is on the Welcome page of my website.



Trunk Shows - In-person or Zoom (\$450 plus expenses)

- **Short Attention Span Quilting** - Quilts Only, or Quilts & Garments - This is a grand quilt and/or garment show, with an emphasis on artistic techniques, poetry, and the stories behind the work.
- **Down & Dirty Design & Terrific Techniques** - This talk and trunk show gives you design principles you can keep in your head while creating and improving your traditional or art quilts, and explains 3-D and embellishment techniques.
- **Flamboyancy Rising Fashion Show** - I bring 40 or so complete ensembles, you provide the models, and we indulge in a lovely fashion show (In-person only).



Workshops - (\$500 plus expenses)

- **Miniature Landscapes 101** - Step by Step process of interpreting a photo in cloth, including fabric painting, appliqué, embroidery on Solvy, creating depth, and more.
- **Creating with Cool Stuff** - Introduction to very cool 3-D techniques using Puff Paint, Tyvek, Angelina Fiber, melted painted cellophane, Lutradur, paints, and more.
- **Fantasy Forest** - Create a waterfall and forest scene using a wide variety of materials including roving, Angelina fiber, Tyvek, Lutradur and Puff Paint.
- **People in Places** - 2-3 day class starting with the student's photograph and working through various processes to transform it into a sizeable, unique, work of art
- **Art Garment/Quilt Techniques** - 1-2 day class learning various construction and embellishment techniques like layered applique, creating fabric from scraps and sheers and Bonding Agent 007, stenciling, embroidery on Solvy, bobbin work, etc.
- **Filament Fantasy** - Spend 1-2 days experimenting with a wide variety of threads and stitching and embellishment techniques while creating a heart sampler.



ABOUT ME

A Bay Area native and quilt maker of 20 years, I create abstract and modern quilts using improvisation. I offer in-person and Zoom workshops and lectures to guilds with the goal of inspiring students and giving them the tools to create expressive quilts without patterns or templates.

LECTURES

“How Did I Get Here?” My Improv Quilt Making Journey & Trunk Show



Color Stories: What you really need to know to create stunning quilts



WORKSHOPS

Improv Made Easy: Designing with Simple Shapes

Beginning improv made approachable and fun



Postmodern Jukebox Quilt

Freehand curves & structured improv



MORE OFFERINGS AND INFORMATION ON MY WORKSHOPS CAN BE FOUND ON MY WEBSITE



Sproule Studios offers original mixed media textile arts products and supplies. We are a direct to consumer business, and you will only find our designs through our website, shows, and workshops. We offer items and products designed by artists for other creatives to use in their artwork. Everything begins as hand drawn and painted images that are then digitally rendered when necessary. The supplies and notions we carry are the ones we use every day ourselves. Read more about the actual studio space where our local workshops are held: [Textile Arts Studio](#)

Sproule Studios was established in 2001 as a long arm quilting studio quilting work for clients around the country. The business began evolving into a design studio in 2011 with the development of their Textile Design Stencils for painting on fabric. By 2015, a collection of contemporary hand embroidery patterns and kits were added to the product line.

Today, we focus on sharing our passion for exquisite textiles and design through our products, workshops, and e-books. Soon, we will be adding online classes. Our designs are inspired by our great appreciation for nature and the beauty found in our amazing environment here on the beautiful north coast of California.



CHQP Continues Moving Forward!

UPDATE! 7/1/2025: We are into our 41st year, starting our 4th year in revival status, we’ve come a long way in 3.5 years!

Our goals remain the same and CHQP has taken a giant leap forward and actively promote the Quilt Index Self-Submit process to all California residents who want to include their quilts in the CA Heritage Quilt Project, go to www.quiltindex.org Just click on CHQP (p8) in the electronic form when asked about being included in a current project. CHQP can offer technical assistance to guilds, museums, individuals, and other interested individuals or groups. Check out our website www.chqp.org for updates and details on the process.

We want to thank all our Board members, volunteers and generous donors thus far. Together you all have helped make this project come alive and move forward, without your support, it couldn’t have been done! More specific information posted on FaceBook and our website.

CHQP is a registered CA non-profit 501(c)(3) organization – all donations are tax deductible! Send to CHQP, PO Box 241, Jurupa Valley, CA 91752. You can donate by going to our website and clicking on the DONATE button in the “Contact Us” section! Thank you in advance! www.chqp.org

We currently have board members statewide, but we welcome anyone interested in helping to further CHQP’s efforts. For more information, contact us via the website at www.chqp.org or caheritagequiltproject@gmail.com Face Book @californiaheritagequiltproject Spread the word!

California Heritage Quilt Project Mission

- To seek out and record the history of California quilts and their makers/owners
- To foster conservation/preservation of the California quilt heritage
- To increase public awareness & appreciation of quilts
- To encourage the art of quilt making

What has California Heritage Quilt Project (CHQP) done over the last 40 years?

1. CHQP was established in 1984, thousands of quilts were registered. Records are currently archived at Los Angeles County Museum of Art. As of 7/1/25 We have completed Phase 2 of digitizing our paper records from the 32 Quilt Days held in 1984-1986. We are now prepping for entry into the Quilt Index! We are a step closer to public access!
2. In 1989, CHQP started doing Oral Histories of California quiltmakers, over 700 have been transcribed and donated to the University of Nebraska - Lincoln, for safe keeping, with a copy at UC Berkley – Bancroft Library (known for its oral history projects). As of 7/1/25, we have been in communication with UNL and UC Berkeley-Bancroft on a process for public access! You can contact CHQP for specific oral interviews we can now access.
3. In 1996, The Commission for the California Sesquicentennial Celebration, asked CHQP to create a tribute quilt to California history. You can see it on permanent display at the California Museum in Sacramento or online at www.californiaheritagequiltproject.com through the kiosk we maintain at the museum. CHQP continues to fund the “kiosk” explaining the quilt and the history it represents!
4. CHQP developed a children’s program called “Make History” where local guilds presented lessons to schools for 4th grade students to learn CA history and hand quilt on a quilt supplied by the local guild.

Board of Directors

President: Arlene Stevens – Jurupa Valley, CA
Vice President: Michelle Hesse – Riverside, CA
Secretary: Patti Goodman - Encinitas, CA
Treasurer: Leah Zieber- Temecula, CA
Member at Large: Scarlett Rose– Anderson,CA

Advisory Board

Advisory Board: Stephanie Kenney – Granite Bay, CA
Advisory Board: Pat Masterson - Ventura, CA
Advisory Board: Zena Thorpe – Chatsworth, CA Resigned 4/2024
Advisory Board: Claire McKarns - Encinitas, CA
Advisory Board: Nancy Bavor – Los Altos, CA

California Heritage Quilt Project is a state documentation project started in Jan 1984. Our mission is to seek out and record the history of California quilts and their makers/owners, to foster conservation/preservation of the California quilt heritage, to increase public awareness & appreciation of quilts and to encourage the art of quilt making.

Our presentation shares our history and our steps forward to preserve the legacy of quilt making and their makers working with the Quilt Index. We have a working Board of Directors that cover the state of California that are happy to share about the project when able. You can contact us at www.chqp.org or by emailing caheritagequiltproject@gmail.com.

When able, we can do in-person presentations with a trunk show or ZOOM presentations with an online trunk show October 8th at NCQC, Arlene Stevens, President of CHQP, will be participating in the online Meet the Teachers event.

Arlene, as well as being President of CHQP, owns and operates Save the Pieces, a quilt appraisal / consultation service. She has been a quilt maker, researcher of quilt history and collector of quilts for over 30 years. She has appraised quilts in Southern California for the Road to California Quilt Show (2020-2025) and for local collectors and quilters by appointment at locations to be arranged. She



formally appraises antique, vintage, contemporary and art quilts. Consultation services are also available for estate planning. Arlene also offers consultation to local museums that hold quilt collections interested in entering their collection in the Quilt Index.

To support the knowledge necessary, Arlene has taken coursework, attended workshops by renowned quilt historians to study fabric dating, textile history, and quilt making history. Arlene is knowledgeable in pattern identification, construction techniques, standard professional appraisal practices, care/storage, and best practices for conservation of quilts in general. She regularly participates in continuing education opportunities and other numerous activities to keep up to date as needed. These experiences plus having an extensive reference library help her to give you information that will bring a greater appreciation and understanding of your quilts.

Memberships:

- [American Quilt Study Group](#) AQSG
- Repiecer’s (Local Southern CA AQSG group)
- California Heritage Quilt Project (Board of Directors)
- International Quilt Museum, Mingei International Museum
- [American Quilter’s Society](#) (Core Quilted Textile Appraisal Program Coursework)
- Association of Online Appraisers (AOA)
- The Quilt Index
- Quilt Alliance
- Studio Art Quilt Association (SAQA)
- Inland Empire Quilt Guild

Workshops & Lectures

lectures

Adventures in Improv (45 min + Q&A)

workshops

Stunning Improv Sunbursts (6 hr)

Curves with Confidence (6 hr)

Planning Improv with Dramatic Negative Space (3 hr)

Color Theory for Quilters (3 hr)

bio

Michelle Trimble is a quilter, pattern designer, and educator based in San Francisco with 20 years of teaching experience, including teaching at regional and national conventions. She enjoys experimenting with new techniques, dramatic layouts with bold saturated colors, and adding texture to her quilts with free motion quilting. Her work has been featured in magazines and hung at local and international quilt shows including Houston International Quilt Festival and QuiltCon. You can find out more about her on her website: quiltingchemistry.com.

2026 rates

lecture - \$400

3-hour workshop - \$450

6-hour workshop - \$800

contact

Michelle Trimble

quiltingchemistry@gmail.com

quiltingchemistry.com

IG & Facebook: [@quiltingchemistry](https://www.instagram.com/quiltingchemistry)

Bluesky: [@quiltingchemistry.bsky.social](https://bsky.app/profile/quiltingchemistry.bsky.social)



26



LORRAINE WOODRUFF-LONG

Quilting in the Fog.com

@QuiltingintheFog

Lorraine@QuiltingintheFog.com

I am a San Francisco quilter with a focus on using color, improvisation, and recycled/repurposed fabrics in quilting. I love helping others learn to make unique quilts that reflect their own vision, ideas, and creativity.

My work has appeared in SAQA exhibits, International Quilt Festival, QuiltCon, PIQF, the de Young Museum in San Francisco, and numerous other galleries, quilt shows and museums. I teach a 12-part "Basic Improv Quilting" series at City College of San Francisco Extension in addition to quilting workshops online and in person around the country.

LECTURES

- **"Quilting in the Fog: Polychrome, Commentary and Reimagined"**: A trunk show of my work and evolution as a quilter.
- **"Commentary Quilts: Evolution and Exploration"**: Creating quilts with a message and how to use quilting to address issues that matter most to you.


WORKSHOPS



Improv Mosaic 1.2.3



Express Yourself!
Creating Text for Quilts



String Theory



Spontaneous Curves and Truchet Tiles



Reimagined: Artful Quilts
from Everyday Cloth

27



SCRAPPY APPLIQUE®

Certified Instructor: Gail Tennis

Class Description

- This class is perfect for beginner quilters as well as more advanced students interested in learning this raw-edge applique technique.
- Students will learn Shannon Brinkley's simple and fun raw-edge applique technique, basic quilting techniques, and basic free motion quilting.
- Students will take away the finished or nearly finished quilt top!
- **Students will be able to choose from a variety of templates** (purchased the day of the workshop from Gail, or ordered/downloaded and printed beforehand from her website, <http://bit.ly/3zcvsFU> or <https://shannon-brinkley-studio.myshopify.com#ref=57.com>)
- Students will have a blast choosing beautiful fabric that, once collaged together, will create a really striking and modern look.
- YOU get to choose WHAT YOU want to make, your pattern, your color palette, your top-stitching and finishing techniques.
- **SCRAPPY APPLIQUE® is so easy, fun and forgiving!**
- **Class Length** 4-6 hours

Thank you,


Gail and Kinney Tennis

[Sew Happy Memories - Long Arm Service, Quilting, Commissioned Quilts](#) 104 Leverton Dr.

Patterson, CA 95363

Gail 925-360-9255

Kinney 925-360-9258



Color Confidence for Quilters: An Introduction

Meet Kinney Tennis: Certified Color Confidence Teacher

Hello! My name is Kinney Tennis, and I am a Certified Teacher in "Color Confidence for Quilters." Before taking this course, I often found it challenging to select colors and build palettes for my quilting projects. Although I had a sense of what I liked, I struggled to understand why certain combinations didn't work and how to improve them.

Now, as a certified instructor, I am confident in troubleshooting color issues and helping others do the same. By learning both the art *AND* science of color, I can guide quilters to make informed and creative decisions about their color choices.

Approaching Color: Simple Problems and Friendly Solutions

Are you curious about your relationship with color? People experience color in different ways, some through their senses, and others by relying on intuition. Both approaches are valuable and can enhance your quilting projects.

If you're uncertain about which colors work well together, remember that any two colors can complement each other. The key is deciding whether you want to create contrast, harmony, or balance. Consider the feeling you want your quilt to evoke and use that as your guide.

Do you find it difficult to distinguish between light and dark colors? Utilizing a value finding tool can make it easier to see differences in lightness and darkness, helping you make more confident choices.

It is also important to understand the difference between brightness and saturation. As the saying goes, "Color gets the credit, but value does the work!" This highlights the significance of value in creating visually striking quilts.

Workshops and Collaboration

I am excited to work with your guild and provide them with the tools needed to transform their projects into true works of art. Additionally, my wife Gail is certified in "Scrappy Applique," and together we offer a combined class featuring both Color Confidence for Quilters and Scrappy Applique techniques.



Great News! My husband Kinney is now certified in "Color Confidence for Quilters" and together we also offer a combined class featuring "Scrappy Appliqué" and "Color Confidence for Quilters"!

ROGERS LANE STUDIO



STUDIO PRICE LIST:
LECTURES W/TRUNK
SHOW \$400
WORKSHOP \$800

RAW EDGE APPLIQUE- 101

Learn the basics raw edge appliqué techniques. Students will create a one of kind master piece. Color, dimension, & design are explored.

SECOND CHANCES- GARMENT RE-FASHION

Visible Mending Sustainable Fashion -layered patchwork & slow stitching. Bring your garments to life.

THE ART OF SLOW STITCHING

Learn how to construct the SlowStitched panel & then embellish with appliqué, embroidery, buttons & beads.

LECTURES

"Color, Design & Creative
Freedom: Your Art Quilting
Adventure



Carol Wilhoit Quilting Lectures and Workshops

www.carolquilts.com carolquilts123@gmail.com



During fifty years of quilting, Carol has become interested in making both quilts and smaller quilted projects. Smaller projects do not require a large investment of time or materials, and therefore provide a perfect opportunity to exercise creativity. As a retired physician, she enjoys bringing her technical mind to quilting. She enjoys figuring out how to make the construction process easier while producing better results. She has also refined techniques for building, organizing, and using a fabric stash that make it a joy to have and to use. She enjoys free motion quilting, quilting with the walking foot, and using metallic thread for quilting. Carol has been teaching quilting classes for fifteen years. She loves sharing her knowledge with others and encouraging students as they try new projects and techniques. She teaches in both lecture and hands-on workshop formats, both online and in person. She has taught at local quilt shops, for quilt guilds throughout the US and internationally, and at large quilt shows. Her on-demand online class Walk Around the Block: Machine Quilting with the Walking Foot is available on Creative Spark. Carol's patterns for quilts and small quilted projects have been published in Quilter's World, Fons & Porter's Quick and Easy Quilts, and in books by Annie's Quilting.

For additional details about lectures and workshops, including photos, go to: <https://www.carolquilts.com/classes>

LECTURES: All lectures are available either online or in-person.

- Get your Stash Together: Organization for Quilters
- AHA! Techniques and Tools for Perfecting Your Quiltmaking
- Infinite Opportunity: Quilts Hidden in Your Stash
- Hexagons: Six Sides, One Angle, and Oh So Many Possibilities
- Gaps in My Quilting Education
- Machine Quilting with Metallic Thread

WORKSHOPS:

- Walk Around the Block: Walking Foot Quilting (3 ½-4 hours)
- Walk All the Way Around the Block: All-Day Walking Foot Quilting (6-7 hours)
- Safe and Accurate Rotary Cutting (3 hours)
- Ombre One-Fabric Quilt (3 hours)
- Ombre One-Fabric Diamond Table Runner (3 hours)
- Postage Stamp Table Runner or Table Topper (3 hours)
- Diagonally Pieced Runner (3 hours)
- Five Great Zipper Bags (6 hours)
- English Paper Piecing by Machine (3 hours)
- English Paper Piecing by Machine: Zippered Portfolio (6 hours)
- English Paper Piecing by Machine: Tall Tree (6 hours)
- Little Gifts by the Dozen (6 hours)
- How Far Can a Jelly Roll? (6 hours)
- Circle Log Cabin Pillow (3 hours)
- From Silk Tie to Stylish Gifts (3 hours)
- Machine Quilted Christmas Cards (3 hours)
- Valentine Play Day (3 hours)
- Quilt As You Piece Table Runners (6 hours)
- Zipper Tote Bag (3 hours)
- Finishing the Edges of a Quilt Without Binding (3 hours)
- Covered Lunch Bag or Tote (3 hours)

HUMBLE QUILTS

Lori DeJarnatt
humblequilts@gmail.com
541-490-0315

TRUNK SHOWS: All available in person and via Zoom

- *Glory Bee! Patriotic Quilts from my Collection
- *Reruns- Quilts Inspired by the Past **Most Popular**
- *Quilts Through the Seasons
- *Ten Reason I Quilt
- *It’s a Small Quilt After All: The Allure of Little Quilts
- *Humble Quilting Adventures: Journey of a Quiltmaker

WORKSHOPS: (In person only)

New for 2025

****Here Comes the Sun:**

Making one block you’ll learn a few different techniques that include paper piecing, applique and making the circular block and keeping your points sharp!

We will make one block and you can use it as a medallion or a small quilt.

****String Quilts Your Way! Guild Favorite**

String quilts have been made since 1860. Most were foundation pieced for stability and ease of sewing. If you’ve ever wanted to make a string quilt but didn’t know where to start, this class is for you. Each quilt will be unique as you will decide which quilt block or setting to use. A fun and informative class.

****Bounty of Baskets**

What a fun way to use up scraps or showcase some of your favorite prints! Every basket will be personal and unique! No one will ever have a quilt just like yours!

****Machine Appliqué Simplified:**

If you have many appliqué quilts on your “to make” list, this method may be for you.

Have you ever seen a beautiful appliqué quilt and then decided you couldn’t do it because, A) It would take you a lifetime, B) you don’t know how to appliqué? or C) your appliqué is primitive and will only do for primitive style quilts? Over the course of years I’ve said A, B, and C to myself! I learned many ways to appliqué but when I started doing raw edge appliqué with fusible I knew I’d get to make all those quilts I didn’t think I could do! And you can too! It is always good to find a new technique that you can turn to depending on the quilt you want to make and the time you have or don’t have.

I hope when this class is complete you’ll have the knowledge to make your very own appliqué quilt

Lynn Koolish – Color, Cloth & Creativity!



Ready to take your quilting to the next level? Join fiber artist and teacher **Lynn Koolish** for fun, hands-on workshops that spark your creativity and help you make fabric (and quilts) that are truly your own.

Lynn’s classes include **colorful dyeing techniques** and **creative improve piecing and design**—perfect for quilters who want to loosen up, experiment, and discover new ways to bring personal expression into their work. Whether you’re mixing dyes to create just the right hue, exploring layered color on cloth, or playing with improvisational piecing, you’ll come away with fabric—and ideas—you can’t wait to use.

Workshops:

- **Fabric dyeing** for all levels including: All About Fabric Dyeing & Color Mixing; The Magic of Ice Dyeing; Shibori; Color Runs (Gradations); Water-Soluble Resists
- **Improv piecing and design** including: Intentional Improv; Make a ColorPOP Quilt, Make a Pick-UP Sticks Quilt; Inspired Stitches

Lectures: Confessions of an Eclectic Quilter; All about Fabric Dyeing; Make Design Principles work for you

Lynn’s friendly, encouraging teaching style makes experimentation easy and fun. Her focus is on process, discovery, and helping each student find their own visual voice.

If you love color, texture, and a sense of play in your quilting, Lynn’s classes are the perfect place to dive in and explore.

Workshops and lectures can be done in-person or on-line/virtual

Find upcoming classes and inspiration at **lynnkoolish.com**.

Email:classes@lynnkoolish.com
Instagram & Facebook: Lynn Koolish





Oroville Piecemakers Quilt Guild presents:

Beauty on the River

2025 Quilt Show

Saturday & Sunday, November 8-9, 2025

- 10:00 AM-4:00 PM -

Admission: \$10.00

at Mooretown Rancheria Gym, 2 Alverda Dr., Oroville

New 2025 Opportunity Quilt

Name of Quilt: "Cattails in the Meadow"

Designer: Judy Niemeyer of Quilt Worx!

<https://www.orovertimepiecemakers.org/>

Featured Quilter
Lorraine Cothorn

The Quilt Show will feature the following Vendors: Pieces of Love Quilt Shop, The Sewing Room, Blue Iris Quilt Shoppe, and Wild Things Beads ; Boutique items, Raffle Baskets, Opportunity Quilt, lots and lots of quilts.

Monterey Peninsula Quilters Guild Online Auction this Fall

We are having an online Auction this Fall!. This started during the Pandemic and it is a fun way to let our friends and family see what our Guild makes. The Auction also raises money for our Community Quilt donations.

There will be a site where we post the pictures of items for sale and then for 10 days people bid on the items. It is timed so that people can buy Holiday Gifts!

There will be throw blankets, placemats, small art quilts, holiday-themed items, purses, pot holders and little wallets. This year there will be some specialty fabric for sale (Vintage Tula Pink, a Kaffe Kit and Holiday Laurel Burch).

Since our date is still to be decided please check our website,
<https://www.mpqg.org>
in October for more.



November 20th Elk Grove Quilt Guild "Pumpkins for all Seasons"
Drawing at general Meeting <http://elkgrovequiltguild.org/opportunityquilt.htm>

QUILT & CRAFT BAZAAR

Saturday, Nov 8, 2025

9am-3pm

Golden Pond Retirement Center
3415 Mayhew Road, Sacramento CA 95827
FREE ADMISSION & PARKING

This community event will showcase many of our guild's strengths and provide a great opportunity to shop for pre-owned fabric and many hand-crafted items while supporting our quilting organization.

- A display of quilts made by members
- Hand-crafted items for sale
- Pre-owned fabrics, patterns, & notions at great prices
- Purchase tickets for Raffle Baskets
- Raffle tickets for colorful Opportunity Quilt
- Community Service quilts
- Hand-piecing demonstrations

Everyone is invited. Tell your family and friends to come out and see why we love quilting!



Opportunity Quilt 2025



River City Quilters' Guild

Sacramento, CA

<https://www.rivercityquilters.org/bazaar.html>

HOUSTON

- [INTERNATIONAL QUILT FESTIVAL/HOUSTON](#)
- 2025
- INTERNATIONAL QUILT FESTIVAL/HOUSTON
- October 9-12, 2025
- George R. Brown Convention Center
- Houston, Texas
- Preview Night October 8 (5-9 pm class enrollees, 6-9 pm general)
- Classes/Events Begin October 6



Quilt Show

Pioneer Quilters Guild proudly hosts a premier Quilt Show each year that features a fantastic display of gorgeous quilts of various techniques, sizes, and designs made by our talented members, as well as a designated area that offers quilts for sale to the public. We have a wonderful and unique boutique that sells quality handmade crafts of all sorts. Shop early as we are very well known in the community! Our exciting raffle baskets generate a lot of interest. There are door prizes given throughout the day, vendor booths to offer all that is new to quilting and more, and a catered café offering an array of delicious fare for everyone.

Our 2025 Show

- **Date:** November 14-15, 2025
- **Location:** Mahany Fitness Center, 1545 Pleasant Grove Blvd, Roseville
- **Times:** Friday, 10-4, Saturday 10-3
- **Admission:** \$10 covers both days; children 12 and under free



Annies Star Quilt Guild, the winning ticket will be drawn in December 2025.

42



Quilt Drawing Dec 6 2025 "Water is Life" Vallejo Piecemakers Guild
<http://vallejopiecemakers.org/>

43



2025 Opportunity Quilt

"Sunset over Paradise"

We're excited to introduce our 2025 Opportunity Quilt! Tickets may be purchased from our guild members or at local events where we display our quilt. Please contact us if you need additional information about buying tickets. We will post events and locations for ticket sales on our Facebook page throughout the year. We appreciate everyone who purchases tickets to support our guild. The winning ticket will be drawn at our home tour in December, 2025!

<https://ridgequiltersguild.org/index.html>

The Home Tour is a delight. Watch their media, to buy tickets when they are first available.

Constellation: Quilt Drawing for [Golden Valley Quilt Guild](#)



Drawing to be held on

December 13, 2025

For more information on how to purchase tickets, email:

president@goldenvalleyquiltguild.org

46



- **T**he Pajaro Valley Quilt Association will be holding our annual Quilt Show on February 21st and 22nd 2026 at the Santa Cruz County Fairgrounds located in Watsonville, Ca.
- **T**here will be three buildings of quilts on Display, Vendors, Demonstrations, Wearable Walk About and our infamous Bargain Garden.
- **W**e are pleased to have as our Guest speaker The San Jose Museum of Quilts and Textiles Saturday Feb. 21 at 2:00pm.
- **W**e will have a Live Auction on Sunday Feb. 22nd at 12:30pm please visit our website at www.pvqa.org
- **A**ND Yes-It is a CAT Quilt, purrfect.

<https://ncqc.net/opp-quilts-fundraisers>

VISIT AND CATCH A SEW SHOW,
ADD YOUR OPPORTUNITY QUILT AND OTHER FUNDRAISERS
ALSO TRACK EVENTS ON THE NCQC WEBSITE

47



Document your own prize quilts or other quilt heirlooms NOW using directions in the last paragraph. Many thanks to these regional volunteers.

Scarlett Rose, Arlene Arnold, Stephanie Kenney, Nancy Bavor and Julie Silber are CHQP board members.



The Annie's Star Quilt Guild's (ASQG) biannual quilt April meeting will feature a speaker, [Arlene Arnold](#) on the California Heritage Quilt Project (CHQP)

[Scarlett Rose](#), reports, " As a CHQP board member, I'm currently working with my local city museum in Anderson to document the 12 quilts they have in their collection. I'm always encouraging local quilters to use Quilt Index's online submission form to document their own quilts!"

Both ARLENE AND SCARLETT are quilt teachers in AND MEMBERS OF NORTHERN CALIFORNIA QUILT COUNCIL-WE ARE PROUD OF THEIR DEDICATION.

Any California quilter/collector can now directly electronically self-submit their own quilts to the Index now (quilts that live in CA, they don't have to be made here). At the end of the self-submit on-line form, you can pick any of the projects listed, but to make sure your CA quilt is listed under CHQP, click on CHQP.

www.quiltindex.org



Arlene Stevens, Zena Thorpe, Rebecca Blosser, and Pat Masterson are Board Members attending Road to California





Sewlano Fiber Artist Network are traditional quilters who have discovered art quilting. The purpose of the group is to explore and learn Art Quilt Design techniques, encourage each other, share information and create a body of work.

The group meets on the 2nd Wednesday of the month with the goal of sharing a new technique each meeting.

The Sewlano group volunteers at the community quilt building workshops in support of the Social Justice Sewing Academy.

For more information and to RSVP please contact:

Coordinator: Teri Green

Email: sewlano@aol.com

Text/Call: 707-631-2273



<https://www.clothcarousel.com/module/class/444399/sewlano-fiber-artist-network>

50



The Board of NCQC would love to have you join us. We're a fun group with a wide variety of talents. Among the talents of your Board:

- We Zumba and practice Yoga
- Ride unicycles
- Idea generation/Creativity Midwife
- Fluent in French and Italian
- Play flute, guitar and piano
- Able to write a song about anything at all
- Write bad poetry
- Can figure out anything
- Hitchhike from Texas to California and back...alone
- Ability to detect slight changes in fonts
- At least one of our Board members is always right! Once, anyway.

What talent could you bring to the Board? You can write any Board member to find out more or just [click here](#) and to submit an application. Help us get to know you, through a connection with other members we know.

You can connect through by Jenny Lyon, Director NCQC

2025 NCQC Board:

Director:	Jenny Lyon
Assistant Director:	Jeanne Brophy
Secretary/Meet the Teachers:	Linda Schmidt
Treasurer:	Kris Cisse
Calendar/Webmaster:	Colleen Voet
Newsletter:	Roberta Burke
Facilities:	April Sproule
Membership:	Karren Lusignan; Vicki Walter
Parliamentarian:	Vicki Walter
Members at Large:	Eileen Crawford

Committee Chairs:

July Jumpstart:	Cathy Medich
Online Media :	April Sproule; Colleen Pelfrey
Wild Apricot Review:	Vicki Walter; Colleen Voet; Roberta Burke
Grouper:	Colleen Voet

calendar@ncqc.net

database@ncqc.net

director@ncqc.net

media@ncqc.net

membership@ncqc.net

mtt@ncqc.net

newsletter@ncqc.net

treasurer@ncqc.net

webmaster@ncqc.net

**Welcome new
board member,
Eileen Crawford.**

**Use the links
to the left to
connect to the
board. Join us.**